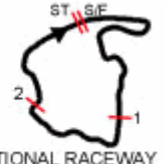


AMA PRO ROAD RACING
SUZUKI WHITE LIGHTNING AMA PRO SUPERBIKE NATIONALS
VIRGINIA INTERNATIONAL RACEWAY - ALTON, VA
ROUND 13 OF 18 - AUGUST 13-15, 2010
AMA Pro Daytona SportBike presented by AMSOIL

1C



VIRGINIA INTERNATIONAL RACEWAY

INDIVIDUAL TIMES - DAYTONA SPORTBIKE PRACTICE 1

1 Danny Eslick
Suzuki GSX-R600

LAP	SEG 1	SEG 2	SEG 3	SPEED	LAPTIME
1	46.175	27.053	21.122	-	-
2	44.985	26.798	20.785	146.47	1:32.569
3	43.928	25.986	20.707	146.28	1:30.621
4	43.257	26.166	20.701	143.51	1:30.124
5	42.941	25.736	20.391	146.91	1:29.068
6	6:53.500	6:32.446	6:25.551	147.26	7:39.726
7	42.799	25.434	20.476	146.98	1:28.709
8	10:41.755	10:24.856	10:19.586	147.55	11:29.068
9	43.138	25.712	20.651	143.93	1:29.501
10	42.961	25.642	20.457	145.01	1:29.061
11	42.700	25.555	20.858	146.25	1:29.113
12	42.823	25.457	20.526	143.72	1:28.807
13	42.834	25.626	20.511	145.97	1:28.972
14	8:12.746	8:03.054	7:58.119	146.44	9:13.693
15	42.883	25.408	20.341	144.73	1:28.632
16	43.074	26.241	20.212	149.59	1:29.526
17	43.062	25.979	20.379	149.13	1:29.420
AVG	43.184	25.914	20.580	146.23	1:29.548
IDEAL	42.700	25.408	20.212	149.59	1:28.320

2 Dane Westby
Yamaha YZF-R6

LAP	SEG 1	SEG 2	SEG 3	SPEED	LAPTIME
1	50.980	29.391	21.590	-	-
2	46.633	27.482	20.821	145.53	1:34.936
3	44.534	26.495	20.424	147.26	1:31.453
4	43.559	25.976	20.897	149.78	1:30.431
5	43.583	26.018	20.488	148.41	1:30.089
6	44.151	25.857	20.358	147.01	1:30.365
7	44.098	25.566	20.525	149.06	1:30.188
8	43.301	25.766	20.554	147.36	1:29.620
9	43.794	25.784	20.683	155.49	1:30.261
10	43.713	25.741	20.731	145.47	1:30.185
11	43.334	25.598	20.754	145.32	1:29.686
12	43.306	25.731	20.636	145.38	1:29.673
13	43.051	25.703	20.570	145.78	1:29.325
14	43.361	25.879	20.672	145.53	1:29.913
15	43.384	25.813	20.546	146.19	1:29.742
16	43.401	26.390	20.678	147.07	1:30.469
17	43.150	27.492	20.889	146.50	1:31.530
18	43.425	25.781	20.724	145.22	1:29.930
19	43.375	25.777	20.849	144.70	1:30.001
20	5:56.419	5:39.146	5:34.035	143.69	6:43.327
21	43.546	25.897	20.675	144.88	1:30.118
22	43.506	25.659	20.518	145.53	1:29.683
23	43.227	26.324	20.642	145.13	1:30.193
24	43.200	25.610	20.462	145.91	1:29.273
25	43.036	26.082	20.401	147.48	1:29.519
26	43.259	25.719	20.623	149.16	1:29.601
27	43.005	25.445	20.400	146.53	1:28.851
28	43.291	27.322	21.865	147.07	1:32.478
29	43.325	25.698	20.600	147.87	1:29.623

30 45.684 25.843 20.646 145.87 1:32.174

AVG	43.721	26.123	20.696	146.74	1:30.396
IDEAL	43.005	25.445	20.358	155.49	1:28.808

4 Clinton Seller
Yamaha YZF-R6

LAP	SEG 1	SEG 2	SEG 3	SPEED	LAPTIME
1	50.312	28.911	21.402	-	-
2	45.315	26.339	20.810	149.03	1:32.463
3	43.670	25.906	20.629	145.38	1:30.205
4	44.382	26.396	20.672	146.98	1:31.450
5	43.212	26.372	20.496	147.55	1:30.080
6	43.107	26.360	21.251	148.00	1:30.718
7	43.176	25.913	20.609	144.39	1:29.698
8	43.443	25.978	20.623	145.75	1:30.045
9	5:48.122	5:26.427	5:17.964	153.39	6:35.589
10	43.571	25.913	20.532	146.41	1:30.017
11	43.204	26.120	20.842	147.01	1:30.166
12	43.471	26.145	20.524	146.56	1:30.140
13	43.489	25.859	20.538	147.52	1:29.886
14	8:06.373	7:45.213	7:37.470	145.81	8:54.111
15	43.382	25.807	20.614	144.82	1:29.802
16	43.065	25.608	20.514	144.27	1:29.186
17	45.776	25.952	20.658	153.70	1:32.386
18	43.241	26.131	20.604	144.85	1:29.975
19	43.099	25.782	20.521	145.19	1:29.402
20	50.646	30.003	20.501	145.97	1:41.149
21	42.996	31.071	20.580	147.07	1:34.647
22	42.869	25.805	20.392	146.66	1:29.065
23	43.054	25.858	20.678	146.75	1:29.590
24	43.098	25.555	20.400	145.78	1:29.053
AVG	43.870	26.320	20.654	146.91	1:30.911
IDEAL	42.869	25.555	20.392	153.70	1:28.816

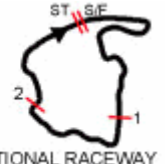
6 Tommy Aquino
Yamaha YZF-R6

LAP	SEG 1	SEG 2	SEG 3	SPEED	LAPTIME
1	51.378	29.931	21.446	-	-
2	47.031	27.663	20.975	149.03	1:35.668
3	44.381	26.420	20.446	146.72	1:31.247
4	43.667	26.220	20.225	150.61	1:30.112
5	43.922	26.217	20.100	151.78	1:30.239
6	7:02.524	6:45.382	6:38.111	152.43	7:49.888
7	44.221	27.856	21.384	146.94	1:33.461
8	43.422	26.038	20.546	144.00	1:30.006
9	43.376	25.985	20.455	144.45	1:29.815
10	43.060	25.858	20.366	144.61	1:29.284
11	42.918	25.794	20.520	145.35	1:29.232
12	9:46.310	9:27.993	9:20.264	146.53	10:34.450
13	43.714	26.147	20.829	142.02	1:30.691
14	43.526	25.748	20.545	144.48	1:29.818
15	5:27.408	5:10.298	5:05.012	154.78	6:14.289
16	43.094	26.036	20.697	145.94	1:29.827
17	43.264	25.933	20.614	142.97	1:29.810
18	3:22.226	3:02.289	2:57.312	144.88	4:10.367

P - lap ended in the pits - lap ended on a red flag Average laptime is the average of laptimes within 120% of the rider's fastest lap in this session

AMA PRO ROAD RACING
SUZUKI WHITE LIGHTNING AMA PRO SUPERBIKE NATIONALS
VIRGINIA INTERNATIONAL RACEWAY - ALTON, VA
ROUND 13 OF 18 - AUGUST 13-15, 2010
AMA Pro Daytona SportBike presented by AMSOIL

1C



VIRGINIA INTERNATIONAL RACEWAY

INDIVIDUAL TIMES - DAYTONA SPORTBIKE PRACTICE 1

AVG	46.113	27.623	21.606	145.75	1:34.978
IDEAL	44.726	26.772	21.108	154.40	1:32.606

7 Fernando Amantini
Kawasaki Ninja ZX-6R

LAP	SEG 1	SEG 2	SEG 3	SPEED	LAPTIME
1	54.151	31.134	23.017	-	-
2	48.119	28.191	21.744	144.03	1:38.055
3	45.324	27.393	21.416	146.72	1:34.133
4	44.761	26.679	20.953	147.32	1:32.393
5	44.110	27.183	21.130	147.42	1:32.424
6	43.925	26.148	20.709	149.19	1:30.783
7	7:46.885	7:24.512	7:09.520	147.96	8:35.150
8	48.904	29.519	21.032	145.16	1:39.455
9	44.031	26.291	20.909	147.29	1:31.230
10	44.332	26.612	20.999	146.94	1:31.942
11	44.244	26.207	21.154	146.06	1:31.605
12	10:32.014	10:09.431	10:00.919	146.28	11:20.058
13	44.270	25.892	20.804	154.57	1:30.965
14	45.023	26.248	20.777	146.34	1:32.048
15	43.794	26.028	20.703	147.13	1:30.525
16	43.565	26.187	20.684	147.84	1:30.436
AVG	44.954	26.814	21.145	147.35	1:32.769
IDEAL	43.565	25.892	20.684	154.57	1:30.141

8 Josh Herrin
Yamaha YZF-R6

LAP	SEG 1	SEG 2	SEG 3	SPEED	LAPTIME
1	52.443	29.843	22.600	-	-
2	48.319	27.864	21.430	142.37	1:37.613
3	45.026	26.945	20.926	146.98	1:32.898
4	43.643	26.285	20.428	149.33	1:30.356
5	43.654	26.650	20.641	151.21	1:30.945
6	43.361	26.022	20.532	149.03	1:29.915
7	53.756	30.428	25.828	148.80	1:50.012
8	45.958	27.258	20.739	140.06	1:33.955
9	12:16.065	11:52.565	11:46.358	148.06	13:04.652
10	6:44.574	6:28.456	6:22.704	147.87	7:33.222
11	43.318	25.694	20.344	147.52	1:29.356
12	42.864	25.777	20.393	148.74	1:29.034
13	7:37.397	7:13.948	7:03.632	149.92	8:24.723
14	43.080	25.901	20.828	148.64	1:29.809
15	42.849	25.445	20.192	149.46	1:28.487
16	43.006	25.665	20.247	150.68	1:28.917
AVG	44.098	26.906	20.775	147.91	1:31.026
IDEAL	42.849	25.445	20.192	151.21	1:28.487

13 Melissa Paris
Yamaha YZF-R6

LAP	SEG 1	SEG 2	SEG 3	SPEED	LAPTIME
1	52.831	30.588	22.244	-	-
2	48.051	29.236	21.896	147.77	1:39.184
3	46.002	28.125	22.100	147.29	1:36.226
4	45.145	27.403	21.300	146.69	1:33.849
5	45.290	27.169	21.160	148.06	1:33.619
6	3:31.184	3:12.427	3:05.721	147.32	4:20.839

7	45.607	27.430	21.308	153.70	1:34.345
8	45.576	27.458	21.347	147.07	1:34.382
9	8:38.393	8:18.631	8:11.338	147.23	9:28.103
10	45.290	27.159	21.207	147.96	1:33.656
11	46.012	27.317	21.068	148.77	1:34.397
12	45.225	27.104	21.067	147.87	1:33.396
13	44.672	26.920	21.141	148.35	1:32.733
14	5:19.175	5:02.180	4:55.507	146.82	6:09.164
15	45.072	27.299	21.273	147.13	1:33.644
16	44.817	27.274	21.089	147.23	1:33.180
17	44.799	27.075	21.321	147.64	1:33.194
18	44.782	27.308	21.340	147.07	1:33.430
19	3:31.729	3:46.618	3:38.919	145.75	4:58.367

AVG	45.463	27.643	21.386	148.07	1:34.239
IDEAL	44.672	26.920	21.067	153.70	1:32.659

15 Steve Rapp
Ducati 848

LAP	SEG 1	SEG 2	SEG 3	SPEED	LAPTIME
1	48.774	27.444	21.330	-	-
2	44.378	26.119	20.736	146.12	1:31.233
3	43.652	25.888	20.387	148.12	1:29.927
4	43.408	25.756	20.359	148.03	1:29.523
5	10:48.980	10:17.809	10:08.446	148.54	11:35.500
6	43.003	25.616	20.288	150.74	1:28.906
7	42.778	25.601	20.232	150.28	1:28.611
8	16:32.761	16:16.542	16:10.291	150.74	17:20.040
9	43.138	25.675	20.654	147.20	1:29.467
10	42.769	25.723	20.569	148.93	1:29.061
11	3:04.641	2:47.499	2:42.104	149.72	3:50.407
12	42.541	25.869	20.341	149.98	1:28.751
13	42.579	25.406	20.209	150.91	1:28.194
AVG	43.138	25.910	20.511	149.11	1:29.297
IDEAL	42.541	25.406	20.209	150.91	1:28.156

30 Bobby Fong
Ducati 848

LAP	SEG 1	SEG 2	SEG 3	SPEED	LAPTIME
1	52.375	30.189	22.186	-	-
2	47.883	28.234	21.501	142.85	1:37.618
3	4:24.445	4:07.894	4:00.444	144.03	5:15.191
4	51.847	28.779	21.159	145.47	1:41.785
5	45.894	27.719	21.234	145.10	1:34.848
6	4:17.296	3:57.406	3:50.267	150.78	5:05.398
7	43.782	26.014	20.260	139.12	1:30.056
8	4:38.284	3:53.481	3:44.125	147.13	5:24.831
9	43.941	25.993	20.521	147.45	1:30.454
10	54.689	27.387	20.486	147.84	1:42.562
11	9:58.959	9:48.445	9:41.231	146.60	10:59.370
12	49.511	26.634	20.618	147.71	1:36.763
AVG	47.143	27.619	20.996	145.83	1:36.298
IDEAL	43.782	25.993	20.260	150.78	1:30.035

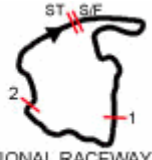
32 Santiago Villa
Suzuki GSX-R600

LAP	SEG 1	SEG 2	SEG 3	SPEED	LAPTIME
-----	-------	-------	-------	-------	---------

P - lap ended in the pits - lap ended on a red flag Average laptime is the average of laptimes within 120% of the rider's fastest lap in this session

AMA PRO ROAD RACING
SUZUKI WHITE LIGHTNING AMA PRO SUPERBIKE NATIONALS
VIRGINIA INTERNATIONAL RACEWAY - ALTON, VA
ROUND 13 OF 18 - AUGUST 13-15, 2010
AMA Pro Daytona SportBike presented by AMSOIL

1C



VIRGINIA INTERNATIONAL RACEWAY

INDIVIDUAL TIMES - DAYTONA SPORTBIKE PRACTICE 1

32 Santiago Villa
Suzuki GSX-R600

LAP	SEG 1	SEG 2	SEG 3	SPEED	LAPTIME
1	51.830	29.424	22.407	-	-
2	47.417	27.726	21.925	140.58	1:37.068
3	48.472	59.111	21.555	139.92	2:09.137
4	46.488	27.381	21.600	142.31	1:35.469
5	46.060	27.130	21.648	143.15	1:34.837
6	45.951	27.029	21.510	141.40	1:34.490
7	9:54.267	9:35.092	9:28.631	142.73	10:43.072
8	45.348	26.782	21.330	143.03	1:33.461
9	45.200	27.031	21.553	141.78	1:33.784
10	45.235	26.774	21.099	142.91	1:33.107
11	45.068	27.000	21.155	144.58	1:33.223
12	7:42.449	7:24.276	7:18.126	144.15	8:30.445
13	44.837	26.888	21.174	141.46	1:32.898
AVG	46.008	27.316	21.541	142.33	1:34.260
IDEAL	44.837	26.774	21.099	144.58	1:32.709

34 Michael Barnes
Yamaha YZF-R6

LAP	SEG 1	SEG 2	SEG 3	SPEED	LAPTIME
1	49.707	27.966	21.741	-	-
2	45.386	26.867	21.170	146.75	1:33.424
3	44.489	26.593	20.765	147.93	1:31.847
4	44.159	26.424	20.809	148.97	1:31.392
5	44.529	28.293	20.730	148.74	1:33.552
6	10:07.966	9:51.902	9:51.414	150.11	11:01.419
7	43.737	26.240	20.655	147.55	1:30.632
8	19:43.527	19:27.082	19:17.294	149.19	20:31.344
9	43.463	26.059	20.540	149.36	1:30.062
10	43.030	25.951	20.492	150.11	1:29.473
11	43.080	25.965	20.448	149.42	1:29.493
AVG	43.984	26.706	20.817	148.81	1:31.234
IDEAL	43.030	25.951	20.448	150.11	1:29.429

36 Martin Cardenas
Suzuki GSX-R600

LAP	SEG 1	SEG 2	SEG 3	SPEED	LAPTIME
1	51.002	29.254	21.748	-	-
2	47.116	27.459	20.862	145.87	1:35.437
3	44.642	26.745	20.337	150.25	1:31.723
4	43.683	26.192	20.232	150.18	1:30.107
5	43.999	26.189	20.063	153.42	1:30.251
6	5:41.704	5:23.839	5:16.752	150.88	6:28.421
7	43.356	25.686	20.371	147.64	1:29.413
8	42.698	25.773	20.311	147.96	1:28.782
9	6:53.546	6:35.053	6:28.014	148.93	7:41.567
10	43.198	29.256	22.974	145.69	1:35.428
11	42.820	25.476	20.307	147.10	1:28.603
12	42.599	25.459	20.312	146.60	1:28.369
13	9:39.005	9:20.805	9:15.452	148.71	10:26.809
14	46.124	25.475	20.336	144.94	1:31.934
15	42.606	25.616	20.280	147.74	1:28.501
16	43.809	55.096	20.796	149.33	1:59.701

17	42.915	25.646	20.473	146.47	1:29.034
18	43.109	25.655	20.274	148.67	1:29.039
19	43.585	25.938	20.490	148.25	1:30.013
AVG	43.698	26.342	20.626	148.16	1:30.378
IDEAL	42.599	25.459	20.063	153.42	1:28.121

38 Kris Turner
Suzuki GSX-R600

LAP	SEG 1	SEG 2	SEG 3	SPEED	LAPTIME
1	53.664	4:58.668	4:21.271	-	-
2	49.194	28.555	21.879	143.57	1:39.629
3	46.333	27.434	21.527	147.96	1:35.294
4	45.545	28.396	21.593	147.13	1:35.535
5	45.519	27.385	21.409	152.53	1:34.312
6	45.052	27.689	21.190	145.07	1:33.930
7	44.866	28.087	23.009	146.03	1:35.961
8	44.617	27.153	20.917	139.17	1:32.687
9	45.344	27.187	21.040	148.74	1:33.570
10	44.895	26.946	21.108	146.60	1:32.950
11	44.642	26.669	20.875	146.91	1:32.185
12	45.192	27.133	21.153	148.67	1:33.478
13	11:35.623	11:18.744	11:12.578	147.71	12:24.115
14	44.627	26.894	21.214	146.28	1:32.735
15	44.227	26.764	21.385	145.78	1:32.375
16	44.666	26.936	21.257	145.56	1:32.860
17	48.512	28.634	21.135	146.47	1:38.281
18	44.247	32.308	22.831	147.55	1:39.386
AVG	45.467	27.457	21.470	146.57	1:34.698
IDEAL	44.227	26.669	20.875	152.53	1:31.770

47 Josh Day
Yamaha YZF-R6

LAP	SEG 1	SEG 2	SEG 3	SPEED	LAPTIME
1	53.114	30.524	22.589	-	-
2	47.601	28.411	22.476	144.91	1:38.488
3	47.105	27.605	22.399	145.75	1:37.109
4	45.683	27.369	21.503	146.38	1:34.554
5	45.465	27.124	21.380	146.16	1:33.968
6	48.914	30.007	21.886	146.94	1:40.807
7	5:53.983	5:35.742	5:30.290	143.66	6:43.232
8	44.949	26.938	21.455	146.25	1:33.342
9	44.756	26.748	21.550	147.77	1:33.053
10	7:36.820	7:13.835	7:06.796	146.82	8:24.975
11	44.444	27.799	24.019	146.28	1:36.261
12	44.231	26.477	21.341	146.98	1:32.048
13	44.419	26.483	21.635	145.87	1:32.537
AVG	45.757	27.771	22.021	146.15	1:35.217
IDEAL	44.231	26.477	21.341	147.77	1:32.048

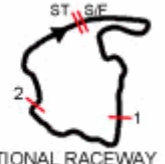
54 P. J. Jacobsen
Suzuki GSX-R600

LAP	SEG 1	SEG 2	SEG 3	SPEED	LAPTIME
1	49.837	28.353	21.484	-	-
2	45.566	26.809	21.703	144.73	1:34.078
3	44.138	26.271	20.695	144.27	1:31.103
4	43.645	25.983	20.483	145.72	1:30.112

P - lap ended in the pits - lap ended on a red flag Average laptime is the average of laptimes within 120% of the rider's fastest lap in this session

AMA PRO ROAD RACING
 SUZUKI WHITE LIGHTNING AMA PRO SUPERBIKE NATIONALS
 VIRGINIA INTERNATIONAL RACEWAY - ALTON, VA
 ROUND 13 OF 18 - AUGUST 13-15, 2010
 AMA Pro Daytona SportBike presented by AMSOIL

1C



VIRGINIA INTERNATIONAL RACEWAY

INDIVIDUAL TIMES - DAYTONA SPORTBIKE PRACTICE 1

54 P. J. Jacobsen
Suzuki GSX-R600

LAP	SEG 1	SEG 2	SEG 3	SPEED	LAPTIME
5	43.985	26.071	20.523	147.61	1:30.579
6	43.616	25.916	20.484	145.56	1:30.016
7	4:35.527	4:19.397	4:14.012	145.22	5:23.664
8	43.731	25.987	20.469	141.93	1:30.188
9	42.953	25.738	20.388	144.98	1:29.079
10	42.877	25.675	20.402	145.72	1:28.953
11	43.118	25.809	20.198	148.03	1:29.125
12	9:36.307	9:19.152	9:13.632	149.13	10:23.249
13	43.306	25.869	20.474	143.72	1:29.648
14	44.303	26.430	20.554	146.12	1:31.287
15	43.796	25.998	20.394	149.00	1:30.188
16	43.072	25.680	20.307	146.72	1:29.059
17	46.207	26.128	20.551	159.90	1:32.886
18	43.321	25.805	20.416	145.72	1:29.543
19	4:49.490	4:34.605	4:28.871	146.69	5:39.057
20	42.944	25.951	20.400	143.12	1:29.294
21	42.705	25.515	20.286	145.97	1:28.506
AVG	43.567	25.898	20.418	146.77	1:29.882
IDEAL	42.705	25.515	20.198	159.90	1:28.418

55 Chris Fillmore
Suzuki GSX-R600

LAP	SEG 1	SEG 2	SEG 3	SPEED	LAPTIME
1	52.238	29.920	22.318	-	-
2	47.359	27.795	21.717	142.05	1:36.870
3	45.260	26.563	20.893	143.00	1:32.716
4	44.499	26.491	21.289	143.66	1:32.279
5	44.332	26.264	20.901	143.39	1:31.497
6	44.140	25.969	21.063	143.27	1:31.172
7	43.694	25.911	20.855	144.24	1:30.460
8	43.617	26.136	20.955	143.93	1:30.707
9	6:05.502	5:51.566	5:44.690	149.36	6:58.018
10	45.846	26.706	21.727	138.89	1:34.278
11	44.080	26.017	21.018	143.72	1:31.114
12	43.971	26.372	21.258	145.13	1:31.600
13	43.703	26.119	20.923	142.31	1:30.745
14	1:10.695	26.329	20.691	142.94	1:57.715
15	8:01.393	7:44.801	7:39.652	143.39	8:50.174
16	44.716	26.724	20.537	142.85	1:31.978
17	43.095	25.661	20.316	145.72	1:29.072
18	43.538	26.655	20.716	145.84	1:30.909
19	43.442	25.826	20.632	141.78	1:29.900
20	43.387	25.673	20.689	144.82	1:29.748
21	43.424	25.923	21.461	143.87	1:30.809
22	43.273	25.649	20.689	144.67	1:29.611
23	43.794	25.768	20.751	144.30	1:30.313
AVG	44.167	26.403	21.019	143.78	1:31.357
IDEAL	43.095	25.649	20.316	149.36	1:29.060

57 Cory West
Suzuki GSX-R600

LAP	SEG 1	SEG 2	SEG 3	SPEED	LAPTIME
-----	-------	-------	-------	-------	---------

60 Michael Beck
Ducati 848

LAP	SEG 1	SEG 2	SEG 3	SPEED	LAPTIME
1	50.936	29.309	21.627	-	-
2	46.397	27.655	20.960	148.03	1:35.011
3	44.406	26.479	20.517	146.50	1:31.402
4	43.835	26.077	20.643	146.82	1:30.554
5	43.843	25.986	20.181	144.94	1:30.009
6	43.761	25.931	20.284	148.41	1:29.977
7	3:57.862	3:42.495	3:37.717	148.51	4:47.581
8	45.356	26.841	20.743	144.03	1:32.940
9	4:38.350	4:21.419	4:15.426	145.56	5:26.584
10	43.910	26.040	20.474	146.31	1:30.424
11	43.550	26.284	20.411	146.75	1:30.245
12	9:16.392	8:58.876	8:53.094	148.71	10:03.447
13	43.708	26.022	20.593	145.44	1:30.323
14	43.594	26.096	20.472	145.01	1:30.163
15	43.186	25.777	20.458	146.69	1:29.421
16	43.228	25.857	20.457	145.75	1:29.541
17	4:53.453	4:36.498	4:31.310	146.34	5:40.422
18	43.361	25.756	20.340	145.04	1:29.457
19	42.886	26.080	20.379	146.00	1:29.345
20	43.071	25.920	20.615	145.01	1:29.606
AVG	43.873	26.554	20.634	146.31	1:30.561
IDEAL	42.886	25.756	20.181	148.71	1:28.823

78 Reese Wacker
Suzuki GSX-R600

LAP	SEG 1	SEG 2	SEG 3	SPEED	LAPTIME
1	49.161	28.109	21.053	-	-
2	46.499	27.483	20.813	149.88	1:34.796
3	44.601	26.252	20.675	151.82	1:31.528
4	43.463	26.083	20.482	149.13	1:30.027
5	44.015	26.010	20.322	149.98	1:30.346
6	43.956	26.005	20.400	151.72	1:30.361
7	44.377	25.726	20.450	151.08	1:30.552
8	7:04.388	6:40.589	6:32.841	149.72	7:53.902
9	43.664	25.787	20.545	148.29	1:29.996
10	44.156	25.841	20.712	148.41	1:30.709
11	43.199	25.775	20.841	147.04	1:29.815
12	19:15.343	25.800	18:55.800	147.45	20:04.827
AVG	44.214	26.261	20.629	149.50	1:30.903
IDEAL	43.199	25.726	20.322	151.82	1:29.246

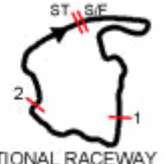
78 Reese Wacker
Suzuki GSX-R600

LAP	SEG 1	SEG 2	SEG 3	SPEED	LAPTIME
1	51.994	29.297	22.696	-	-
2	46.701	27.698	21.638	141.10	1:36.037
3	45.618	26.926	21.420	142.05	1:33.963
4	45.493	27.015	21.348	142.28	1:33.856
5	45.355	26.722	21.145	142.10	1:33.222
6	44.809	26.471	21.348	142.97	1:32.628
7	8:38.274	8:18.238	8:09.842	143.27	9:26.738
8	45.072	26.528	21.206	143.09	1:32.806
9	7:41.441	7:23.204	7:18.434	143.54	8:30.298
10	45.550	26.846	21.083	141.96	1:33.478
11	45.282	26.694	20.984	142.52	1:32.960
12	44.626	26.273	21.024	145.94	1:31.923

P - lap ended in the pits - lap ended on a red flag Average laptime is the average of laptimes within 120% of the rider's fastest lap in this session

AMA PRO ROAD RACING
SUZUKI WHITE LIGHTNING AMA PRO SUPERBIKE NATIONALS
VIRGINIA INTERNATIONAL RACEWAY - ALTON, VA
ROUND 13 OF 18 - AUGUST 13-15, 2010
AMA Pro Daytona SportBike presented by AMSOIL

1C



VIRGINIA INTERNATIONAL RACEWAY

INDIVIDUAL TIMES - DAYTONA SPORTBIKE PRACTICE 1

78 Reese Wacker
Suzuki GSX-R600

LAP	SEG 1	SEG 2	SEG 3	SPEED	LAPTIME
13	44.868	26.292	21.224	144.51	1:32.384
14	45.129	26.844	21.080	151.01	1:33.053
15	7:57.001	7:32.733	7:26.671	142.88	8:45.073
16	44.871	26.416	20.945	142.76	1:32.232
AVG	44.956	26.517	21.083	145.29	1:32.556
IDEAL	44.626	26.273	20.945	151.01	1:31.845

119 Jeff Wood
Yamaha YZF-R6

LAP	SEG 1	SEG 2	SEG 3	SPEED	LAPTIME
1	50.176	28.338	21.838	-	-
2	45.909	26.767	21.333	140.70	1:34.010
3	46.298	26.588	20.981	142.22	1:33.866
4	44.332	26.189	21.040	143.18	1:31.560
5	43.991	26.233	21.029	143.06	1:31.252
6	44.017	26.181	21.107	143.27	1:31.305
7	7:16.396	6:57.173	6:47.606	143.42	8:03.597
8	44.035	26.105	20.984	142.79	1:31.125
9	3:23.020	3:01.778	2:52.539	143.69	4:09.926
10	44.091	25.979	20.821	143.78	1:30.890
11	43.604	25.966	20.869	143.63	1:30.439
12	43.657	26.358	21.030	147.64	1:31.045
13	43.820	25.993	20.871	142.79	1:30.685
14	43.513	25.995	20.862	141.90	1:30.370
15	11:34.779	11:09.121	10:58.783	142.37	12:21.648
16	43.553	27.076	20.871	143.75	1:31.499
17	43.709	25.860	20.881	143.30	1:30.450
AVG	44.195	26.402	21.037	143.22	1:31.423
IDEAL	43.513	25.860	20.821	147.64	1:30.194

120 Jodi Christie
Honda CBR600RR

LAP	SEG 1	SEG 2	SEG 3	SPEED	LAPTIME
1	54.049	30.424	23.626	-	-
2	48.598	29.511	23.069	129.21	1:41.178
3	46.896	28.490	22.207	139.06	1:37.593
4	47.183	28.379	21.571	142.43	1:37.134
5	45.074	27.204	21.592	145.04	1:33.870
6	11:32.372	11:14.613	11:08.235	144.67	12:21.080
7	44.992	27.081	21.170	146.09	1:33.243
8	44.820	26.952	21.961	148.32	1:33.734
9	44.474	27.648	21.811	146.63	1:33.932
10	45.163	27.171	21.267	146.69	1:33.602
11	45.816	26.801	21.222	146.72	1:33.839
12	44.456	26.715	20.955	146.31	1:32.126
13	44.194	26.501	20.873	147.58	1:31.568
14	8:43.725	8:28.102	8:22.427	147.36	9:33.312
15	45.917	27.305	21.284	147.68	1:34.505
16	51.151	27.818	21.169	148.06	1:40.139
17	45.482	26.717	20.868	147.84	1:33.067
18	43.986	26.801	21.115	149.29	1:31.901

AVG	45.880	27.595	21.610	145.23	1:34.762
IDEAL	43.986	26.501	20.868	149.29	1:31.354

133 Kyle Wyman
Yamaha YZF-R6

LAP	SEG 1	SEG 2	SEG 3	SPEED	LAPTIME
1	52.710	30.674	22.036	-	-
2	47.922	27.894	21.323	148.90	1:37.139
3	45.144	26.798	21.192	146.82	1:33.134
4	44.636	27.625	21.182	147.64	1:33.443
5	44.336	26.548	21.184	147.84	1:32.069
6	44.826	26.501	21.190	146.85	1:32.517
7	44.365	26.672	21.105	146.88	1:32.142
8	7:05.803	6:48.336	6:42.236	147.71	7:53.666
9	13:02.705	12:44.338	12:38.897	146.34	13:50.447
10	44.194	26.278	20.900	145.38	1:31.372
11	43.668	26.031	20.999	145.72	1:30.698
12	43.885	26.182	20.941	154.64	1:31.008
13	43.715	26.506	20.919	147.07	1:31.141
14	44.090	26.341	21.042	146.79	1:31.473
15	43.681	26.197	20.959	146.82	1:30.837
16	4:51.555	4:33.620	4:27.544	148.06	5:38.639
17	43.630	26.227	20.897	147.36	1:30.754
18	45.693	26.246	21.085	147.61	1:33.024
AVG	44.556	26.848	21.130	147.55	1:32.196
IDEAL	43.630	26.031	20.897	154.64	1:30.558

175 Sam Rozynski
Yamaha YZF-R6

LAP	SEG 1	SEG 2	SEG 3	SPEED	LAPTIME
1	50.639	28.601	22.037	-	-
2	46.290	27.971	21.917	137.21	1:36.179
3	45.733	27.632	21.437	139.92	1:34.802
4	45.234	27.326	21.401	140.03	1:33.961
5	45.180	27.210	21.303	139.92	1:33.692
6	45.367	27.187	21.496	139.75	1:34.050
7	45.282	27.330	21.524	146.44	1:34.136
8	10:30.992	10:13.496	10:08.035	138.95	11:20.673
9	45.464	27.402	21.678	137.66	1:34.544
10	45.438	27.234	21.621	136.88	1:34.294
11	45.362	27.281	21.580	137.82	1:34.223
12	46.220	27.910	21.741	139.20	1:35.870
13	45.988	27.456	21.710	136.20	1:35.154
AVG	45.596	27.545	21.620	139.17	1:34.628
IDEAL	45.180	27.187	21.303	146.44	1:33.669

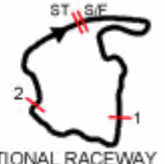
210 Paul Allison
Yamaha YZF-R6

LAP	SEG 1	SEG 2	SEG 3	SPEED	LAPTIME
1	49.821	28.197	21.623	-	-
2	45.498	26.693	21.000	144.24	1:33.190
3	44.696	26.541	20.962	144.73	1:32.199
4	4:29.951	4:12.671	4:07.089	145.01	5:17.646
5	44.039	25.914	20.708	147.45	1:30.661
6	43.894	26.009	20.779	144.54	1:30.682
7	43.617	26.239	20.650	144.36	1:30.506

P - lap ended in the pits - lap ended on a red flag Average laptime is the average of laptimes within 120% of the rider's fastest lap in this session

AMA PRO ROAD RACING
 SUZUKI WHITE LIGHTNING AMA PRO SUPERBIKE NATIONALS
 VIRGINIA INTERNATIONAL RACEWAY - ALTON, VA
 ROUND 13 OF 18 - AUGUST 13-15, 2010
 AMA Pro Daytona SportBike presented by AMSOIL

1C



VIRGINIA INTERNATIONAL RACEWAY

INDIVIDUAL TIMES - DAYTONA SPORTBIKE PRACTICE 1

210 Paul Allison
Yamaha YZF-R6

LAP	SEG 1	SEG 2	SEG 3	SPEED	LAPTIME
8	44.313	26.132	20.798	146.44	1:31.243
9	44.200	26.288	20.634	144.36	1:31.122
10	43.765	25.866	20.476	144.24	1:30.107
11	20:31.795	20:13.559	20:08.154	145.72	21:19.498
12	44.119	25.945	20.614	144.12	1:30.678
13	43.868	25.682	20.515	144.91	1:30.065
14	43.548	25.789	20.443	146.16	1:29.780
15	43.311	25.757	20.417	146.22	1:29.485
AVG	43.875	25.923	20.557	145.27	1:30.354
IDEAL	43.311	25.682	20.417	147.45	1:29.411

213 David White
Kawasaki ZX-6R

LAP	SEG 1	SEG 2	SEG 3	SPEED	LAPTIME
1	53.696	29.704	23.992	-	-
2	51.454	28.636	22.843	130.44	1:42.932
3	47.543	28.057	23.323	135.90	1:38.922
4	48.245	27.541	22.472	139.29	1:38.258
5	46.789	27.304	22.105	140.00	1:36.197
6	4:35.523	4:16.892	4:10.706	142.46	5:25.725
7	46.451	27.487	22.521	138.58	1:36.460
8	46.444	27.319	22.226	139.37	1:35.989
9	45.808	27.187	21.518	139.77	1:34.514
10	45.654	27.319	21.648	144.18	1:34.620
11	45.373	27.085	21.836	141.19	1:34.294
12	46.093	28.045	21.990	141.87	1:36.128
13	4:28.669	4:10.640	4:04.018	137.38	5:19.196
14	45.922	27.702	21.953	137.99	1:35.577
15	45.781	27.213	21.949	143.51	1:34.943
16	46.072	27.552	21.790	139.86	1:35.414
17	45.604	27.265	21.696	147.87	1:34.564
18	45.593	27.999	21.869	140.84	1:35.460
19	4:52.720	4:36.555	4:30.479	139.32	5:45.750
20	45.646	27.440	21.602	137.94	1:34.688
21	45.580	27.360	21.633	142.85	1:34.573
22	45.649	27.253	21.749	140.32	1:34.651
AVG	46.428	27.656	22.143	140.04	1:36.010
IDEAL	45.373	27.085	21.518	147.87	1:33.976

461 Abe Stacey
Suzuki GSX-R600

LAP	SEG 1	SEG 2	SEG 3	SPEED	LAPTIME
1	52.191	29.681	22.510	-	-
2	47.305	27.927	21.948	141.81	1:37.180
3	46.828	27.787	21.618	142.31	1:36.233
4	4:17.748	3:59.783	3:54.202	142.37	5:07.853
5	46.221	27.601	21.464	146.82	1:35.286
6	46.153	27.455	21.855	141.05	1:35.463
7	45.939	55.952	21.755	139.86	2:03.647
8	45.995	27.697	21.464	141.49	1:35.155
AVG	46.407	28.025	21.802	142.24	1:35.863
IDEAL	45.939	27.455	21.464	146.82	1:34.858

811 Michael Morgan
Suzuki GSX-R600

LAP	SEG 1	SEG 2	SEG 3	SPEED	LAPTIME
1	54.517	31.438	23.079	-	-
2	49.073	28.741	22.472	144.67	1:40.287
3	47.521	28.054	21.547	138.83	1:37.122
4	46.923	27.457	21.281	147.23	1:35.661
5	46.293	27.209	21.338	147.26	1:34.840
6	45.577	27.361	21.145	146.98	1:34.083
7	19:45.324	19:27.066	19:21.142	147.55	20:34.367
8	45.629	27.189	21.197	145.84	1:34.015
9	45.626	27.230	22.093	145.63	1:34.949
10	45.467	26.800	21.279	145.53	1:33.546
11	3:53.123	3:35.866	3:27.721	154.40	4:42.823
12	45.844	26.986	21.190	144.45	1:34.019
13	45.476	26.892	21.365	146.79	1:33.733
14	44.726	53.445	22.074	145.78	2:00.245
15	45.917	26.976	21.314	139.55	1:34.206
16	45.396	26.772	21.108	145.69	1:33.275
AVG	46.113	27.623	21.606	145.75	1:34.978
IDEAL	44.726	26.772	21.108	154.40	1:32.606

P - lap ended in the pits - lap ended on a red flag Average laptime is the average of laptimes within 120% of the rider's fastest lap in this session